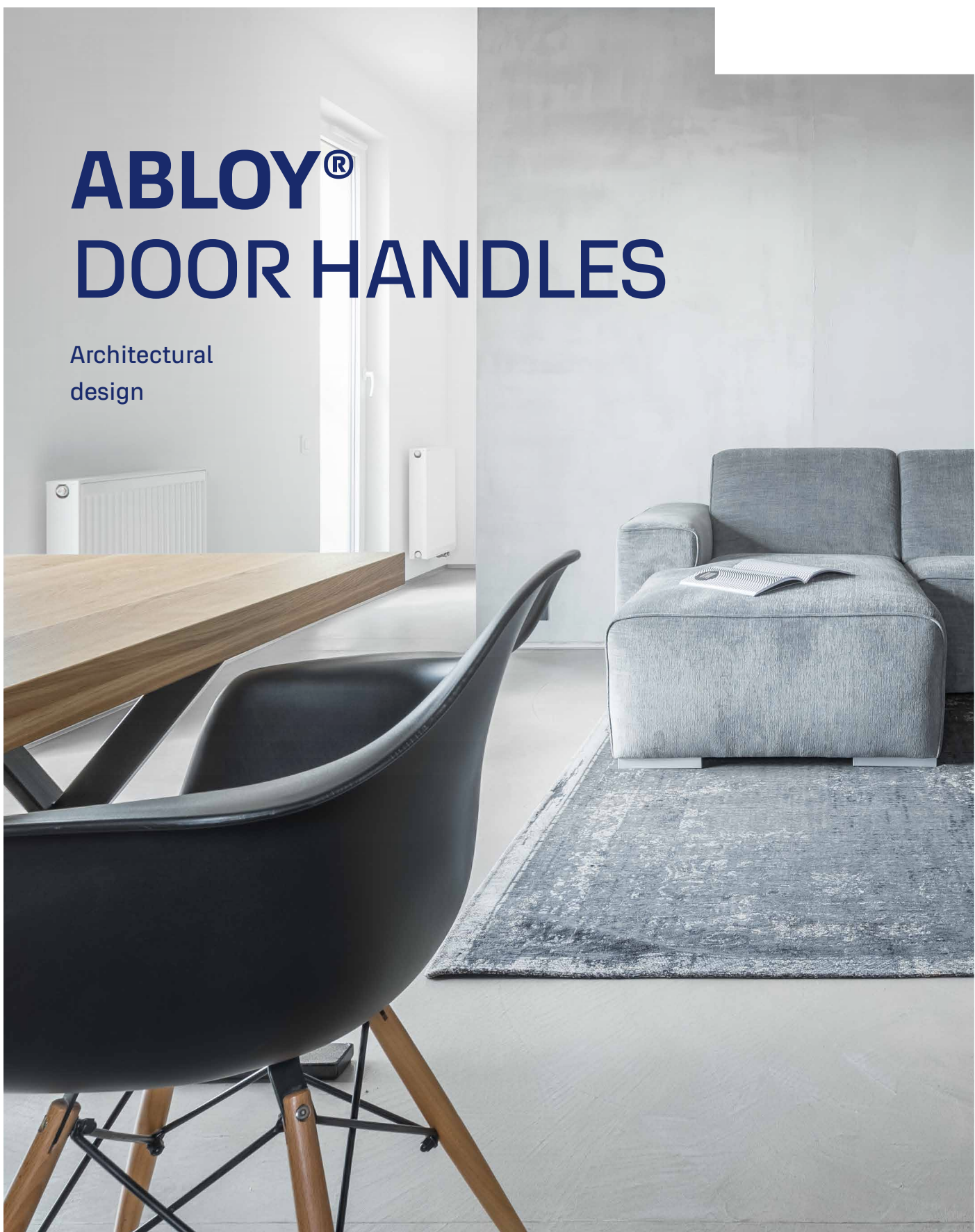


ABLOY® DOOR HANDLES

Architectural
design





IDEAS AND INNOVATIONS

- finnish design

Design means the appearance, feel, ease of use and, above all, functionality of a product. It involves an understanding of needs, innovation and the very best traditions. We want to make everyday life smoother and more secure for you.

The ABLOY DOOR HANDLES bring a whole host of styles to your living environment: modern, traditional, youthful – whatever you desire. Small details add the finishing touches to an overall harmonious look. Abloy's range includes handle models designed by its own in-house design department as well as handles by top Finnish designers, such as Alvar Aalto, Harri Koskinen and Timo Sarpaneva.

TABLE OF CONTENTS

SURFACE FINISHES	3
ABLOY DOOR HANDLES	
EXTERIOR AND INTERIOR DOOR HANDLES	4
INTERIOR DOOR HANDLES	12
HANDLES WITH LONG PLATES	14
PANIC BARS	16
WINDOW HANDLES, ESCUTCHEONS, COVERPLATES AND TURNING KNOBS	18
DOOR HANDLE PLATE SELECTION	20
QUICK HANDLE SELECTION	22

Surface finishes

When you're selecting a surface finish and material for a handle, we recommend taking into account not only the overall appearance of the space, but also the operating conditions of the handle and the amount of wear it has to withstand.

Our range includes

- Brass handles which we recommend for use in exterior doors in residential buildings, in public spaces and high traffic doors.
- Stainless steel handles which are suitable for use in both exterior and interior doors in residential buildings, for example.
- Aluminium handles for interior doors in public spaces.
- Zinc handles which are suitable for light interior doors.

To make it easier to find handles in the range, we have created a quick selection table which you can use to check the features available with your favourite handle.

!

**ANTIMICROBIAL
ABLOY® ACTIVE**

ACTIVE-coating on all painted door fittings!

ABLOY ACTIVE kills 99 % of the most common bacteria and is also effective in combating MRSA.

The products in this brochure are available in all RAL colour chart shades to special order.

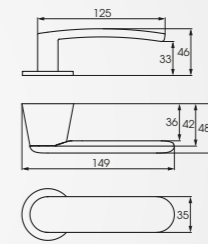




ABLOY® EXTERIOR AND INTERIOR DOOR HANDLES

Our range of exterior and interior door handles includes products suited to both classic and modern design. Strong return springs facilitate the opening and closing of the door and help to keep the handle in the correct position.

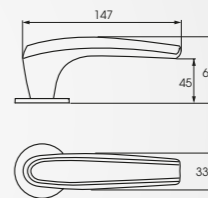
DESIGN HARRI KOSKINEN



ABLOY® DOMUS 12

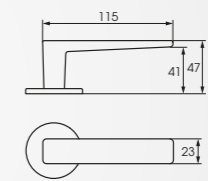
The inside handle is an ABLOY POLAR handle or alternatively any other handle you'd like.

DESIGN JANNE LOISKE



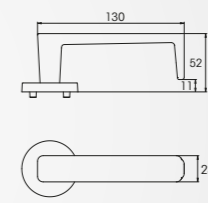
ABLOY® DUETTO 8

This traditional and stylish DUETTO handle is a combination of classic and distinctive design. The handle is equipped with color panel which can withstand sub-zero temperatures and UV radiation. Panel color options: brown, red, green, blue, light and dark grey.



ABLOY® FORUM 4

Minimalist, elegant handle is a high-quality and durable solution for new and renovated spaces.



ABLOY® FORUM EXIT 4

ABLOY FORUM 4 and ABLOY FORUM EXIT 4 are also available in stainless steel.

ABLOY® ONCUT 5

This extremely discreet and elegant handle is a pleasure to look at and use. The handle is suitable for use in public and residential buildings.

DESIGN
PASI
PÄNKÄLÄINEN



ABLOY® JOUSI 25

DESIGN
TIMO SARPANEVA



ABLOY® CONSUL 110

DESIGN
HEIKKI SIREN



ABLOY® PARLAMENT 2



ABLOY® POLAR 6

DESIGN
HARRI KOSKINEN



ABLOY® PARLAMENT 22



ABLOY® POLAR EXIT 6

DESIGN
HARRI KOSKINEN



ABLOY® PRESTO 3-16



DID YOU KNOW THAT ABLOY HANDLES CAN BE INSTALLED ANYWHERE, REGARDLESS OF DOOR THICKNESS?

ABLOY® PRESTO 3-16S



ABLOY® PUKINSARVI 180



ABLOY® PRESTO 3-16SS



ABLOY® TUNNE 3

DESIGN
MIHKELL MÄLL



ABLOY® PRESTO 3-16XS



ABLOY® 6647



ABLOY® PRESTO 3-20


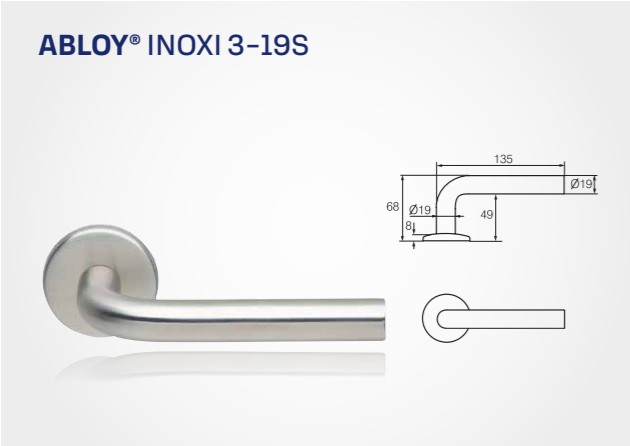
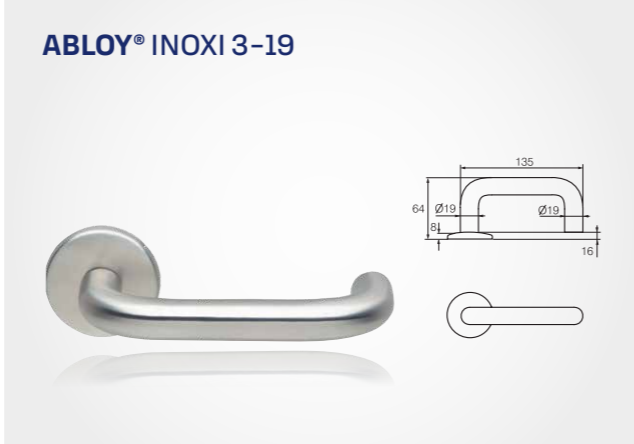


ABLOY® ELBOW HANDLE 29



DID YOU KNOW THAT YOU CAN ALSO FIND
SUITABLE INTERIOR ACCESSORIES
IN THE ABLOY RANGE?





Made of stainless steel, ABLOY INOXI handles are a durable handle option. The simple, elegant design of these handle models provides a touch of luxury to your interior design.



DID YOU KNOW THAT YOU CAN FIND DOOR PULLS IN THE ABLOY INOXI -SERIES?

ABLOY® INTERIOR DOOR HANDLES

Interior door handles are smaller and more delicate handles than their exterior counterparts, and are designed specifically for interior use. These door handles are made of zinc, which is especially suitable for indoor use. Our wide range of interior door handles also includes handles made from other materials, making for a versatile range of design solutions.

ABLOY® ENTER 10


DESIGN
RISTOMATTI RATIA



ABLOY® POLAR 6



ABLOY® EXO 28



ABLOY® POLARITA 16

DESIGN
TAPANI HOLMA



ABLOY® FORUM 4



ABLOY® PRIME 15



ABLOY® INTERIA 19





ABLOY® LONG PLATE, PLATE TYPES:

**242 FOR
SOLID DOORS**

**2750 FOR NARROW
PROFILE DOORS**



ABLOY® PANIC BARS

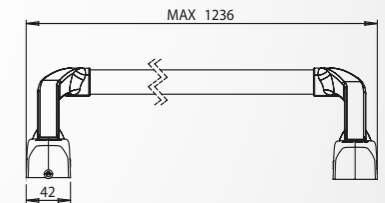
CONVENIENT EXIT SOLUTION

Panic bar solution keeps the door closed and locked from the outside but allow for hands-free, convenient exit from the inside. ABLOY PANIC BARS are tested clearly above requirements of the EN 1125 standard. Panic bars can be used with either single or double door solutions and with mechanical or electromechanical lock cases.



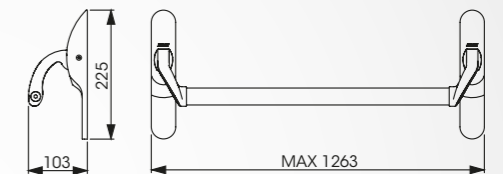
EXIT SOLUTION FOR SCANDINAVIAN RANGE

PBE001 for wooden, metal or narrow stile doors. The outside lever handle must be selected separately.
 PBE002 for wooden and metal doors. Includes an external anti-burglar plate.
 PBE003 for narrow stile doors. Includes an external anti-burglar plate.

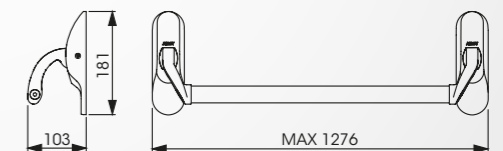


EXIT SOLUTION FOR DIN RANGE

PBE011 for narrow stile doors



PBE011 for wooden and metal doors



The panic bar rail surface finish is stainless steel and the rail's standard length is 1150 mm. Panic bars are available in ABLOY COLORS with ACTIVE-coating!

ABLOY®
ACTIVE

ABLOY® WINDOW HANDLES, ESCUTCHEONS, COVERPLATES AND TURNING KNOBS

ABLOY® PRIME 55



ABLOY® WF 56



ABLOY®
WF062, WF152, WF063, WF153, WF0625



ABLOY®
WINDOW KEY WF56



ESCUTCHEONS ABLOY® LH001

LH001 A
escutcheon



LH001 P
coverplate



LH001
turning knob



LH001 PZ
escutcheon



ESCUTCHEONS ABLOY® LH002

LH002 A
escutcheon



LH002 P
coverplate



LH002
turning knob



LH002 PZ
escutcheon



ESCUTCHEONS ABLOY® LH007

LH007 P
coverplate



LH007
turning knob



LH0340
turning knob



ESCUTCHEONS ABLOY® LH008

LH008 A
escutcheon



LH008 P
coverplate



ESCUTCHEONS ABLOY® LH042 PZ



ESCUTCHEONS
ABLOY® LH075 PZ



ESCUTCHEONS
ABLOY® LH242/115



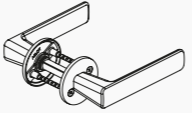
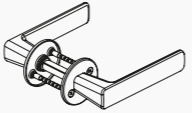
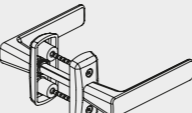
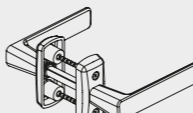
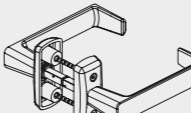
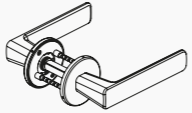
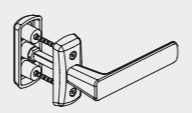
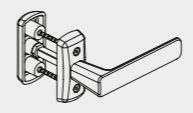
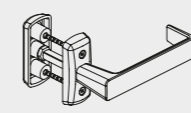
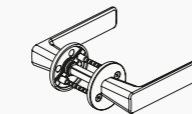
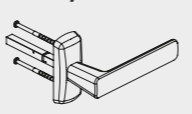
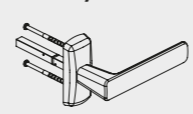
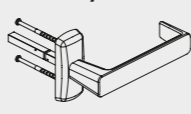
ESCUTCHEONS
ABLOY® LH2750/115



ABLOY® door handle plate

Use this table to find suitable escutcheon for your door handles.

Scandinavian: 001, 002, 008, 007, 0650, 0630, 0651, 030, 032, 0321
 DIN: 002, 0750, 0730, 0751, 040, 042, 0421

	LOW TRAFFIC Light interior doors in real estate ESCUTCHEON SC/DIN	MEDIUM TRAFFIC Exterior door in private properties Interior doors in public buildings ESCUTCHEON SC/DIN	HIGH TRAFFIC For high-traffic exterior and interior doors ESCUTCHEON SC/DIN	EXIT Doors on escape routes ESCUTCHEON FOR THE EXIT HANDLES SC/DIN	
007-PLATE Wooden or metal door plate made of brass to the most common targets.		007 			032 / 042 -PLATE Wooden or metal door plate for handle pair with high traffic doors or doors on escape routes.
001-PLATE Wooden or metal door plate made of steel for handle pair light interior door and interior doors.	001 	0650 / 0750 	0650 / 0750 	0650 / 0750 	0650 / 0750 -PLATE Narrow stile door plate for handle pair.
002-PLATE Wooden door plate made of stainless steel or brass for light exterior and interior doors.	002 	0630 / 0730 	0630 / 0730 	0630 / 0730 	0630 / 0730 -PLATE Narrow stile door plate for pull operated lock cases with inside handle indication.
008-PLATE Wooden door plate made of zinc suits for light interior doors.	008 	0651 / 0751 	0651 / 0751 	0651 / 0751 	0651 / 0751 -PLATE Narrow stile door plate for door handle on outside, with inside panic.
	Material: Brass, steel, stainless steel or zinc.	Material: Brass, stainless steel.	Material: Brass, stainless steel.	Material: Brass, stainless steel.	


ABLOY® quick selection table for handles

PRODUCT CODE	HANDLE	MATERIAL	SURFACE FINISHES													
			CR	HCr	KiLa	HaLa	Val	Mus	Har	Gra	Aho	Rst / NiHa	Special	EN179		
DH001	AALTO 1	Al					X	X	X	X	X					
DH002	PARLAMENT 2	Ms	X	X	X		X	X	X	X					X	
DH003	TUNNE 3	Ms	X	X	X	X	X	X	X	X					X	
DH004	FORUM 4	Ms	X	X	X	X	X	X	X	X			X	X		
DH005	ONGUT 5	Ms	X	X	X	X	X	X	X	X					X	
DH006	POLAR 6	Ms	X	X	X	X	X	X	X	X					X	
DH008	DUETTO 8	Ms	X	X	X	X	X	X	X	X					X	
DH012	DOMUS 12	Ms	X	X	X	X	X	X	X	X					X	
DH015	PRIME 15	Ms	X	X	X	X	X	X	X	X					X	
DH022	PARLAMENT 22	Ms	X	X	X		X	X	X	X					X	
DH025	JOUSI 25	Ms	X	X	X	X	X	X	X	X					X	
DH029	ELBOW HANDLE	Al					X	X	X	X	X				X	
DH047	6647	Ms	X	X	X	X	X	X	X	X					X	
DH050	PRESTO 3-16	Ms	X	X	X		X	X	X	X					X	
DH051	PRESTO 3-16S	Ms	X	X	X		X	X	X	X					X	
DH052	PRESTO 3-16SS	Ms	X	X	X		X	X	X	X					X	
DH053	PRESTO 3-16XS	Ms	X	X	X		X	X	X	X					X	
DH060	PRESTO 3-20	Al	X				X	X	X	X	X				X	
DH070	INOXI 3-19	Rst													X	
DH071	INOXI 3-19S S	Rst													X	
DH072	INOXI 3-19SS	Rst													X	
DH073	INOXI 3-19K	Rst													X	
DH110	CONSUL 110	Ms	X	X	X	X	X	X	X	X					X	
DH180	PUKINSARVI 180	Ms	X	X	X		X	X	X	X					X	
EH004	FORUM 4 EXIT	Ms	X	X	X	X	X	X	X	X			X	X	X	
EH006	POLAR 6 EXIT	Ms	X	X	X	X	X	X	X	X					X	X
EH060	PRESTO 3-20 EXIT	Al	X				X	X	X	X	X				X	X
EH070	INOXI 3-19 EXIT	Rst												X		X
EH073	INOXI 3-19K	Rst												X		X

PRODUCT CODE	HANDLE	MATERIAL	SURFACE FINISHES													
			CR	HCr	KiLa	HaLa	Val	Mus	Har	Gra	Aho	Rst / NiHa	Special	EN179		
DH004	FORUM 4 / 008	Zn	X	X				X	X	X	X					
DH006	POLAR 6 / 008	Zn	X	X				X	X	X	X					
DH015	ENTER 10 / 001	Zn	X	X				X	X	X	X					
DH015	PRIME 15 / 001	Zn	X	X				X	X	X	X					
DH016	POLARITA 16 / 001	Zn	X	X				X	X	X	X					
DH019	INTERIA 19 / 001	Zn	X	X				X	X	X	X					
DH028	EXO 28 / 001	Zn	X	X				X	X	X	X					

PRODUCT CODE	HANDLE	SURFACE FINISHES														
		CR	HCr	KiLa	HaLa	Val	Mus	Har	Gra	Aho	Rst / NiHa	Special	EN1125			
PBE001-PBE003		X	X			X	X	X	X			X			X	
PBE011		X	X			X	X	X	X			X			X	

PRODUCT CODE	HANDLE LONG PLATE	SURFACE FINISHES														
		CR	HCr	KiLa	HaLa	Val	Mus	Har	Gra	Aho	Rst / NiHa	Special	EN179			
DH006	POLAR 6	X	X			X	X	X	X							
EH006	POLAR 6 EXIT	X	X			X	X	X	X							X
DH070	INOXI 3-19													X		
EH070	INOXI 3-19 EXIT													X		X
DH004	FORUM 4	X	X			X	X	X	X				X			
EH004	FORUM 4 EXIT	X	X			X	X	X	X				X			X



800309 | 02/2020

ABLOY offers security and locking innovations dedicated to creating more trust in the world. Combining digital and mechanical expertise, Abloy Oy develops industry-leading security solutions that protect people, property and business. Abloy is part of the ASSA ABLOY Group, the global leader in access solutions. Every day, we help billions of people experience a more open world.

Abloy Oy
Wahlforsinkatu 20
P.O.Box 108
FI-80101 Joensuu | Finland
Tel. + 358 20 599 2501
Abloy.com

This content is protected by Intellectual Property Rights Laws. The title to the content shall not pass to you, and instead shall remain with Abloy Oy or a third party holding the title. Abloy develops continuously the products and solutions offered. Therefore, the information contained in the document is subject to change without notice. ABLOY PROVIDES THIS CONTENT ON AN "AS IS" BASIS WITHOUT ANY WARRANTIES OF ANY KIND EXPRESS, IMPLIED, OR STATUTORY."

