



ABLOY® EL480, EL482

SCANDINAVIAN RANGE SOLENOID LOCKS
WITH HANDLE CONTROL

TECHNICAL DETAILS

Operating voltage	12 - 24 V DC (-10 %/+15 %, stab)
Current	max. 0.55 A (12V DC) idle 0.24 A (12V DC), max. 0.27 A (24V DC) idle 0.11 A (24V DC)
Temperature range	-25 - +70°C
Bolt throw	14 mm
Backset	29, 35 mm
Forend	25 mm
Spindle	8 mm

FINISH

Chrome plated forend

PACKAGE

Lock case, connection plugs, fixing screws, striker plate EA307, split spindle (EL480), lock case manual

CYLINDERS

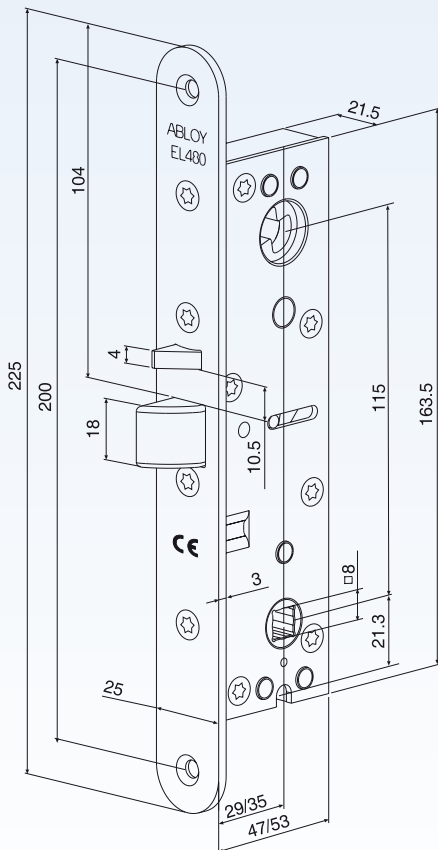
- Scandinavian oval and round cylinders: ABLOY PROTEC², ABLOY NOVEL, ASSA, RUKO, TrioVing or other
- Finnish type cylinders: ABLOY PROTEC², ABLOY NOVEL

STANDARDS


- EN 1634-1	Fire resistance
- EN 61000-6-1	EMC
- EN 61000-6-3	EMC
- EN14846	Electric locks
- EN 179	Emergency exit (EL480)
- EN 1125	Panic exit

Abloy lock cases are always tested according to the latest versions of the standards.

DIMENSIONS



ELECTROMECHANICAL LOCK CASES ABLOY® EL480 AND EL482 WITH HANDLE CONTROL



APPLICATIONS

ABLOY EL480 and EL482 are recommended to be used in interior doors of business premises, public buildings, hospitals, educational premises and the exterior doors of apartment buildings and detached houses.

Handle controlled locks are best suited in medium traffic doors. The locks can be used in both exit and fire rated doors (EN). They are not suitable for use with door automatics.

The locks can be electrically controlled by a variety of access control systems or remote control equipment such as push button, keypad or timer.

FEATURES

- Increased protection against manipulation (bolt is deadlocked only when door is closed)
- Minimal electricity consumption in standstill (due to low current feature during continuous control)
- Wide operating voltage range

OPERATION

Handle controlled locks can be set to function as fail locked or as fail unlocked. In the fail locked setting, the lock can be opened by handle when power is on and cannot be opened by handle when power is off. In the fail unlocked setting, the electrical function is reversed. The locks are always automatically deadlocked when the door is closed.

In ABLOY EL480 the outside handle is electrically controlled. The lock can always be opened by inside handle (EN 179) or by panic bar (EN 1125). In order to function correctly, the handle requires a split spindle. Mechanical opening by cylinder is always possible.

In ABLOY EL482 both inside and outside handles are electrically controlled. Mechanical opening by cylinder or thumbturn is always possible.

SETTABLE FUNCTIONS

Following functions can be set at the installation phase:

- Handing of bolt
- Side of exit handle (EL480) depending on escape direction
- Power failure status: fail locked / fail unlocked

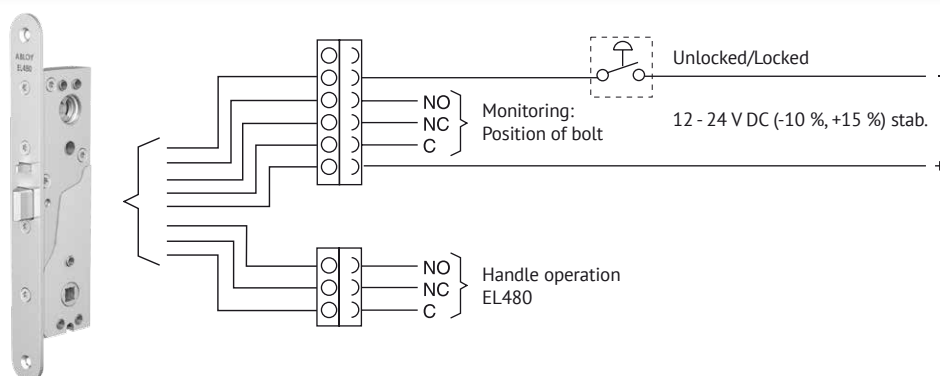
MONITORING

The locks are equipped with the following monitoring outputs:

- Position of bolt
- Handle operation



WIRING PRINCIPLE



COMPATIBILITY CHART FOR CYLINDERS AND ACCESSORIES (please order separately)

CYLINDERS AND FITTINGS			ACCESSORIES			
		ABLOY NOVEL (U) ABLOY PROTEC ² (T)	HANDLE / PANIC BAR	STRIKE	CABLE	LEAD COVER
EL480	Single w/ plate	CY063T, U (F) CY201T, U (SO)**)	See ABLOY Architectural Hardware brochures. Panic bar PBE001 It is recommended to use handles with return springs on both sides of the door.	EA308 4613 4614	EA210 (6m) EA220 (10m)	EA280 EA281
EL482	Single w/ thumbturn	CY066T, U (F) CY201T, U 6411/(SO)				
	Double	CY065T, U (F) CY202T, U 6412/(SO)				

*) compatible with emergency exit dome CH018

**) CY201 single cylinder only, without plate / thumbturn

SO = Scandinavian oval

F= Finnish

ABLOY® EL480, EL482

SCANDINAVIAN RANGE SOLENOID LOCKS
WITH HANDLE CONTROL



ABLOY secures people, property, and business operations on land, at sea, and in the air – in all circumstances.

ASSA ABLOY is the global leader in door opening solutions, dedicated to satisfying end-user needs for security, safety and convenience.

MANUFACTURER:

Abloy Oy

Wahlforssinkatu 20
P.O. Box 108
FI-80101 Joensuu | Finland
Tel. +358 20 599 2501
WWW.ABLOY.COM

